



OCEAN ZONES


SUNLIGHT ZONE
0 - 200 m




TWILIGHT ZONE
200 - 1,000 m



MIDNIGHT ZONE
1,000 - 4,000 m



ABYSSAL ZONE
4,000 - 6,000 m



TRENCH ZONE
6,000 m+

